



## Marble™ Display

Rental solution for led wall & led floor

### 四川东方博思电子

四川成都武侯区洗面桥街 18 号 金茂礼都大厦南楼 2-26

电话：028-68592611

邮箱：[sales@dongfangled.com](mailto:sales@dongfangled.com)

**SICHUAN DONGFANG BROS CORP.**

2-26, GOLDEN PLAZA, NO.18 XIMIANQIAO STREET, CHENGDU,

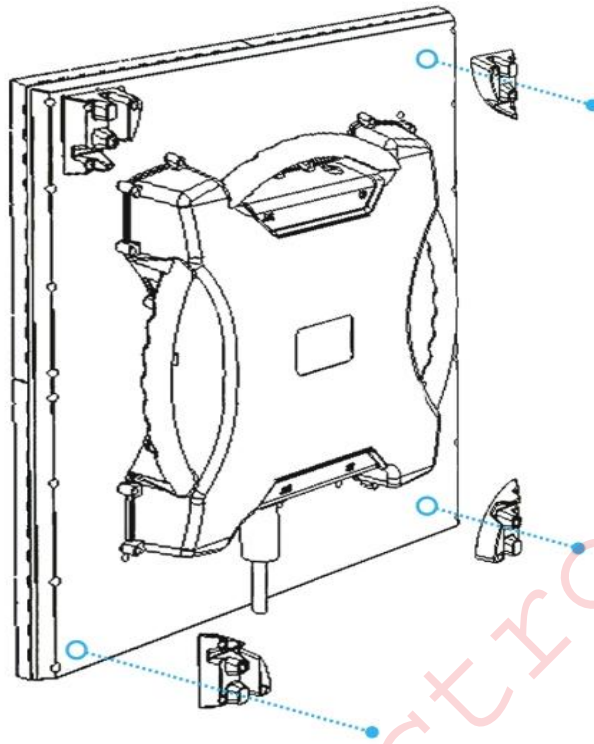
SICHUAN, P.R., CHINA 610041

TEL: 028-68592611

Email: [sales@dongfangled.com](mailto:sales@dongfangled.com)


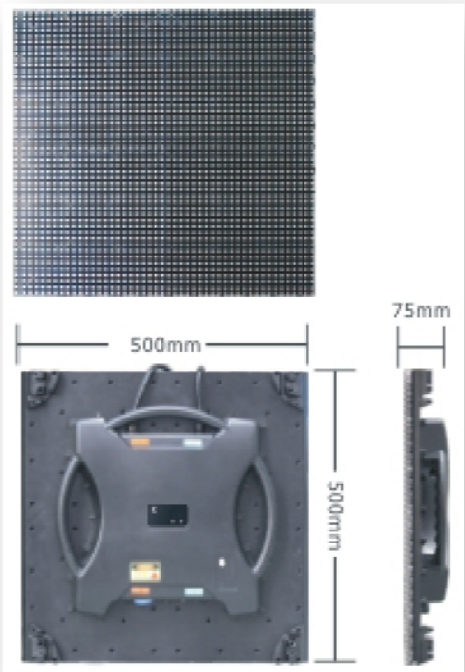
# Marble™ Display

Ultra-Slim  
Light-Weight



- Ultra-Slim
- Light-Weight
- Digital aluminum modeling
- High strength metal
- Steering wheel beackets
- Unique installation bracket
- Silent ventilation
- Simply Connectivity

- Unit weight: 13kg/panel
- Packing: 10 panels/flight case
- Max vertical heavy loading: 800kg/m<sup>2</sup>
- Max vertical hanging height: 4m
- IP65




Creative panel

## Marble™ Features

- Flexibility Led wall & floor design
- 4.5V power, energy saving 10%
- IP51/IP65 available



Led video floor



Led video wall






- Professional radiant dot-dot calibration  
(Perfect screen performance uniformity assurance)

**Marble™**

**Features**


● **Quickest Installation <Video Floor>**

Sequence Number	Picture	Name	Describe
1		Collet	Place the plane, constitute a fulcrum
2		Installation Piece	Embedded on collet, Mosaic 4 screen body
3		Installation Angle	Installed on the screen body, through the groove is fixed to the installation of chip



Suggest customer purchase assembly parts (installation Angle & installation piece & collet), safety flexible, two kinds of installation.

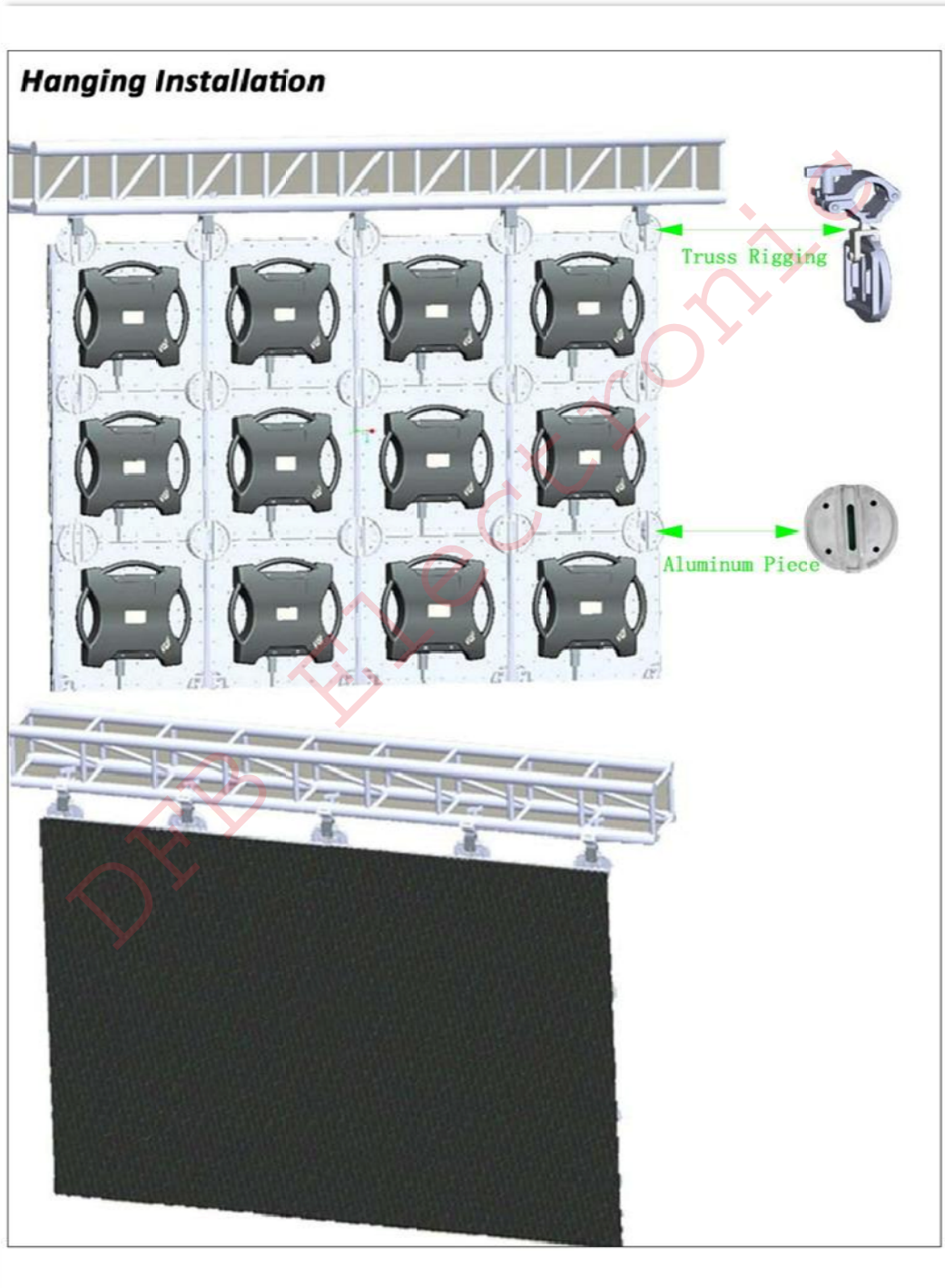
Install illustrations



1. 4 collet in the correct direction, upper and lower placed paper-cover form a screen body size of square
2. Four installation piece separately placed in collet above
3. Take screen body, use screen body on installation Angle on put good four base
4. In accordance with the increase collet, installation piece into base, connect screen body.



- Quickest Installation <Video Wall>



# Marble™ Display

Marble™

Features

- Ultra slim, anti-slip surface cover, heavy loading capability up to 800Kg/m<sup>2</sup>.



# Marble™ Display

Marble™

Specs

Model Parameter	Marble 10	Marble 15	Marble 20
Pixel Pitch(mm)	10.41	15.63	20.83
Pixel Density(dot/m <sup>2</sup> )	9216	4096	2304
LED Type	SMD 3 in 1	SMD 3 in 1	SMD 3 in 1
MAX Brightness(nits) indoor/outdoor	3000/6000	3000/6000	3000/6000
Calibration System	Radiant	Radiant	Radiant
Viewing Angle	H120°/V120°	H120°/V120°	H120°/V120°
Contrast Ratio	1000 : 1	1000 : 1	1000 : 1
Gray Scale Processing	14bit	14bit	14bit
Refresh Rate(Hz)	≥2000	≥2000	≥2000
Display Access	DVI	DVI	DVI
Lifespan(hour)	75,000	75,000	75,000
Protection Level indoor/outdoor	IP51/IP65	IP51/IP65	IP51/IP65
Max Power(w/m <sup>2</sup> )	400/800	400/800	400/800
Working Temperature	-20°c-60°c	-20°c-60°c	-20°c-60°c
Working Humidity	10% - 99%	10% - 99%	10% - 99%
Panel Size(W×H×D)	500×500×75mm (1.64×1.64×0.25ft)		
Panel Weight	13kg/pcs (28.63lbs)		
Flight Case Size/Weight	1130×570×790mm, 35kg (3.71×1.87×2.59ft, 77.1lbs)		
Packing	10 panels/Flight case		